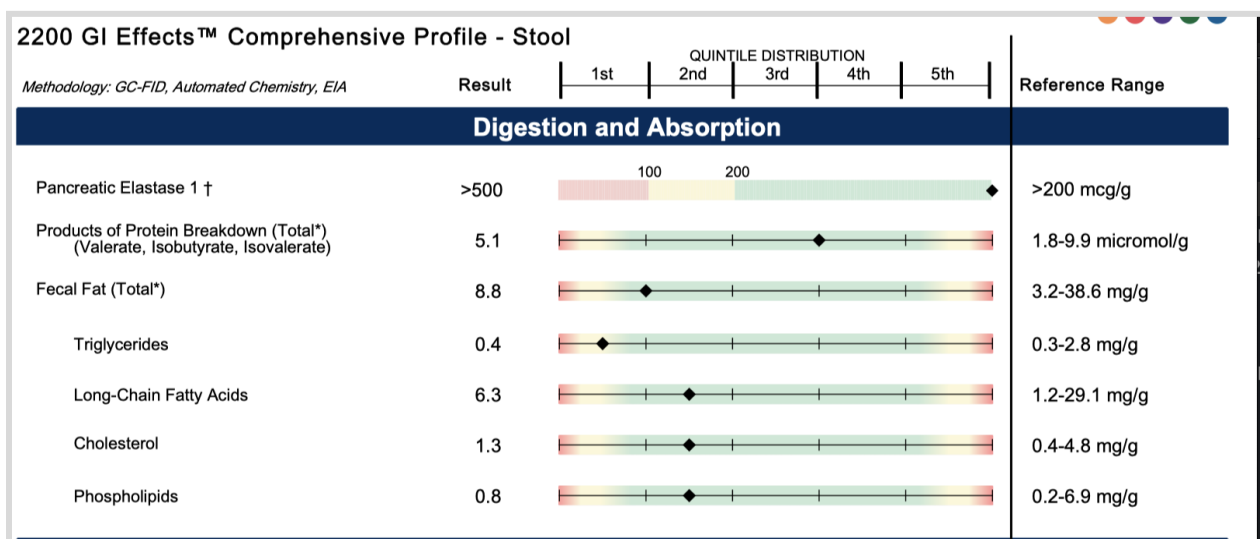








Gut Review Case Assignments

CASE 1, STEP 3:

Below are the follow-up test results after this patient's second phase of treatment. After this second phase of treatment, the patient reports continued improvement in constipation and bloating, less discomfort after meals, and can now eat larger meals. She still experiences fatigue but does think her dry skin has improved.



| | | | |
|--|-------|--|-------------------|
| Metabolic | | | |
| Short-Chain Fatty Acids (SCFA) (Total*) (Acetate, n-Butyrate, Propionate) | 62.0 |  | >=23.3 micromol/g |
| n-Butyrate Concentration | 10.5 |  | >=3.6 micromol/g |
| n-Butyrate % | 16.9 |  | 11.8-33.3 % |
| Acetate % | 62.6 |  | 48.1-69.2 % |
| Propionate % | 20.6 |  | <=29.3 % |
| Beta-glucuronidase | 1,820 |  | 368-6,266 U/g |

Total Volume: Not Provided

Fasting: No

Ordered Items

H. pylori Stool Ag, EIA

| TESTS | RESULT | FLAG | UNITS | REFERENCE INTERVAL | LAB |
|-------------------------|----------|------|-------|--------------------|-----|
| H. pylori Stool Ag, EIA | Negative | | | Negative | 01 |